



A STEM SCHOOL
FROEBEL BILINGUAL SCHOOL
HOME OF THE SPACE GENERATION

MATH SKILLS SHARPENERS



MATH SUMMER WORKBOOK



A STEM School

FROEBEL
BILINGUAL SCHOOL

Home of the Space Generation



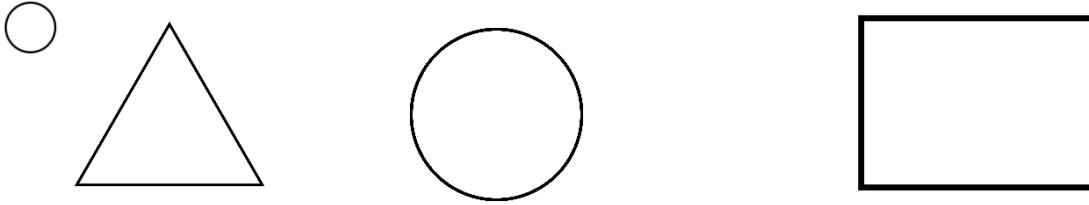
2024 SUMMER MATH SKILLS SHARPENER Going to First Grade

STUDENT'S NAME	DATE
TEACHER COMING FROM	SCORE
TEACHER GOING TO	
PARENT'S SIGNATURE	DATE RECEIVED

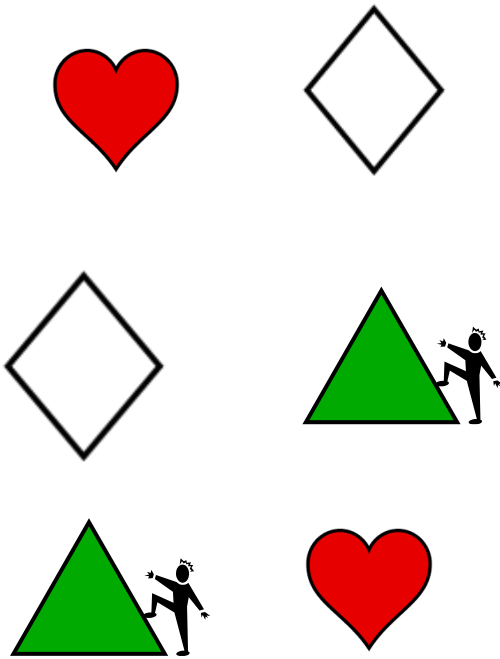
SKILLS SHARPENER FOR STUDENTS GOING TO FIRST GRADE MATH

WEEK I. Same

Day #1- Circle the shapes that are the same.



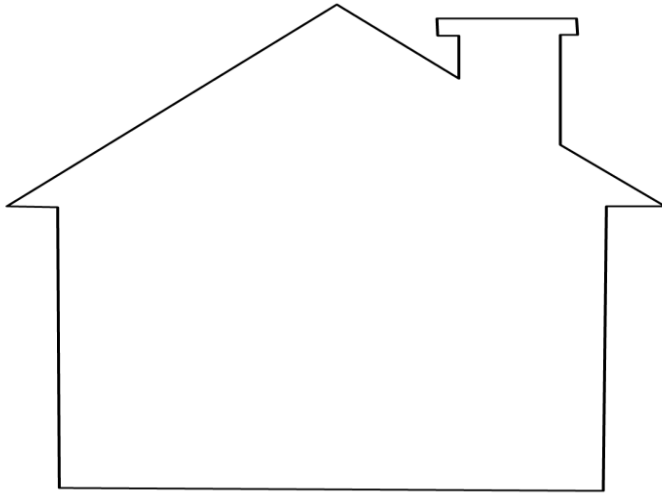
Day # 2- Match the same shapes.



Day # 3- Draw a circle, a square, a triangle, and a rectangle. Color the circle brown, the square blue, the triangle orange, and the rectangle green .


_____, _____, _____, _____

Day # 4- Complete the house using these shapes; circles, squares, triangles, and rectangles. Color the house.

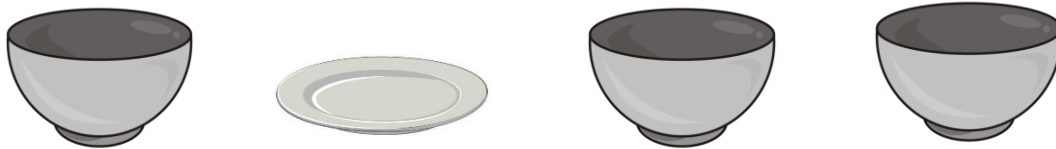


WEEK 2. Different

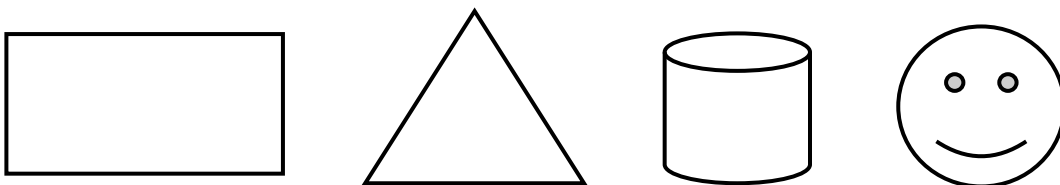
Day # 1- Circle the one that is different.



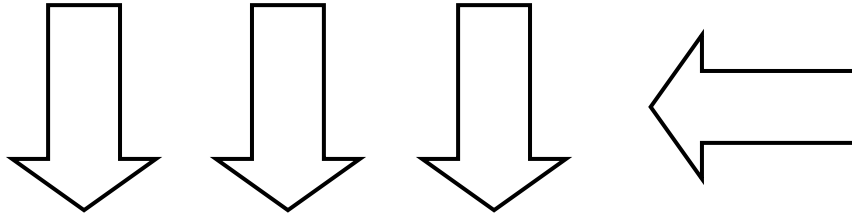
Day # 2- Cross out the different one.



Day # 3- Color the ones that are different to a rectangle.




Day # 4- Color the one that is different red, and the others blue.



WEEK 3. Sets



Day # 1- How many sets did you find? _____



Day #2 - Complete the sets of numbers.

1, 2, 3, 4, _____ 6, 7, 8, 9, _____

Day #3 - C- Circle the one that does not belong.




Day # 4- Circle the bigger set.





WEEK 4. Count to 5.

Day # 1- Circle the 5 animals you like the most.




Day # 2- Color the hearts. How many did you color? Write the answer on the line.





Day # 3- Trace the numbers, and say its name.



Day # 4- Write the numbers from 1 to 5.

_____, _____, _____, _____, _____

WEEK 5. Numbers to 10

Day # 1- Count the gifts and write how many are in each row.



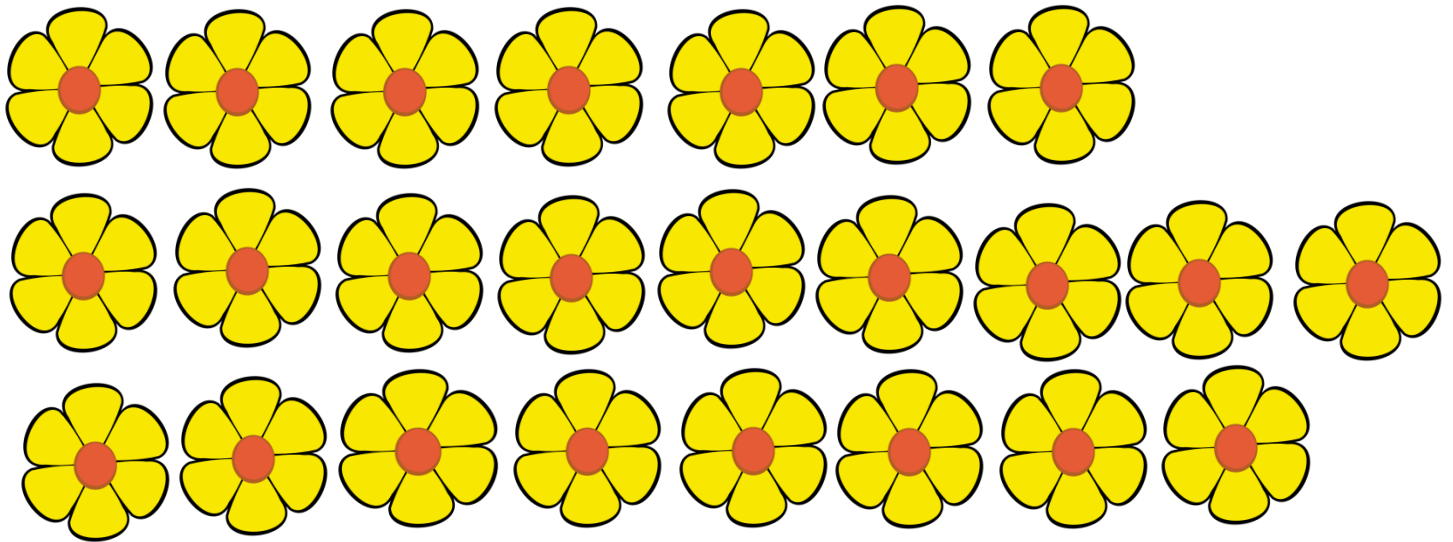




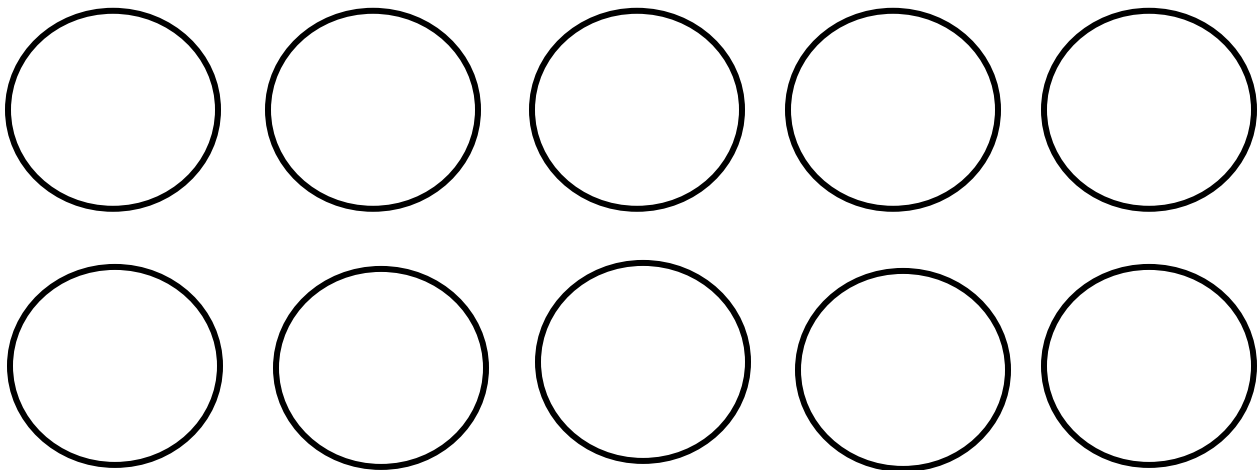
Day # 2- Write the missing number

2, ___ 4, ___ 6, ___ 8, ___ 9, ___

Day # 3- Circle the group that has 9 flowers




Day # 4- Draw 10 happy faces.




WEEK 6. Numbers Order.

Day # 1-Color the correct number of objects. (4)




Day # 2- Count and put them in order by numbers. Write each number inside each bird.




Day # 3 – Put these numbers in order from 5 to 8.




6



7



5




8




Day # 4- Rewrite these numbers in order. Draw circles to represent its amount.

7 10 4 9 2 1 5 8 3 6




WEEK 7. Shapes

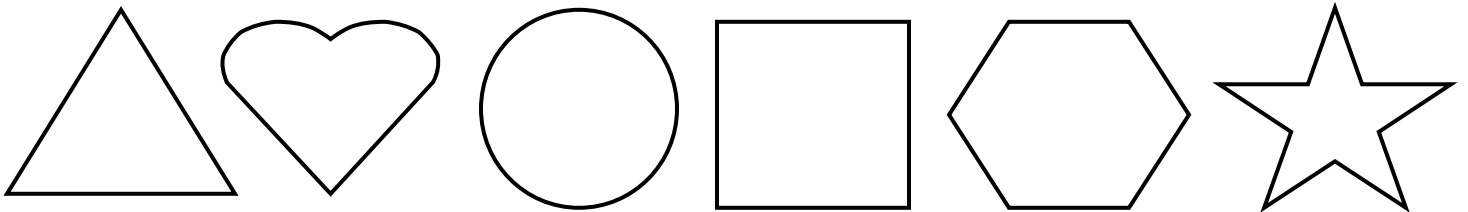
Day # 1- Color the same shape with same color.




Day # 2- Color only the circles.



Day # 3- Trace the shapes. Color the heart red, and color the square blue.




Day # 4- Color the stars blue.



WEEK 8. Patterns.

Day # 1- Color the pumpkins following the same pattern in both.




Day # 2- Circle the one that will continue the pattern.



Day # 3- Cross out the one that is not following the pattern. Is it the lion, or the cat?



Day # 4- What shape will continue the pattern? Draw this shape on the line.



A STEM school

FROEBEL

BILINGUAL SCHOOL

Home of the Space Generation



HANGAR ROAD 523. 524. RAMEY BASE

Box 250641. Z.C. 00604-0641

Phones: 890-2545

© 2024 FFBS Publishing